Important: Make sure that the Instructions for Use used are the appropriate version for the product purchased. To obtain the printed Instructions for Use at no cost for issuance and shipping, please contact our Customer Service by telephone at +55 (61) 3028-8883, by e-mail at qualidade@fixhealth.com.br or through the website available at: https://www.cpmh.com.br/sac

Technical Name: Orthopedic Fixation Systems and Associated Devices (9000098)

Trade Name: Mini Micro II System – CPMH

System Components: Anchorage plates and fixation screws

Raw Material: Titanium Alloy Ti6Al4V and Grade 2 Titanium



ANVISA Registration: 80859840176

Manufactured by: CPMH – Comércio e Indústria de Produtos Médico-Hospitalares e Odontológicos Ltda.

Address: SIA TRECHO 17 VIA IA-4 LOTE 1235 - CEP 71200-260 – Brasília/DF

CNPJ: 13.532.259/0001-25

Contact: (61) 3028-8883; qualidade@fixhealth.com.br

Technical Manager: Rander Pereira Avelar – CRO/DF: 5476

For information on the date of manufacture, expiry date, lot and reference, see the product labeling.

1. PRODUCT DESCRIPTION

The MINI MICRO II SYSTEM - CPMH is indicated for skeletal anchorage, acting as support for orthodontic mechanics. The system consists of plates and screws. The plates have holes for insertion of the screws and fixation to the bone. The screws of the MINI MICRO II SYSTEM - CPMH are manufactured from Titanium alloy ASTM F136-13 and the plates from Pure Titanium ASTM F67-13, as specified in the tables below.

All components of the MINI MICRO II SYSTEM – CPMH are available in a **NON-STERILE** version and are marketed in polyethylene packaging.

Attention! All components of the system must be sterilized before use by the method indicated in these instructions for use. CPMH recommends **SINGLE USE** of the MINI MICRO II SYSTEM – CPMH.

2. SYSTEM COMPONENTS

In the **MINI MICRO II SYSTEM - CPMH**, the plates and screws are available in the models and dimensions described below, which allow the professional to choose the model best suited to each situation. The plates are compatible with the screws that make up the system, including self-drilling and self-tapping screws with diameters ranging from 1.5 mm to 2.3 mm and a length of up to 19 mm.

2.1. PLATES

IMAGE	CODE	DESCRIPTION	IMAGE	CODE	DESCRIPTION
	A915.111-01	1.5 Standard Plate - Y 5 Holes – Short		A915.112-01	1.5 Standard Plate - Double Y 6 Holes – Short
	A915.111-02	1.5 Standard Plate - Y 5 Holes – Medium		A915.112-02	1.5 Standard Plate - Double Y 6 Holes – Medium
	A915.111-03	1.5 Standard Plate - Y 5 Holes – Long		A915.112-03	1.5 Standard Plate - Double Y 6 Holes – Long
	A915.111-04	1.5 Standard Plate - Y 5 Holes – Extra Long		A915.112-04	1.5 Standard Plate - Double Y 6 Holes – Extra Long
	A915.211-01	1.5 Light Plate - Y 5 Holes – Short		A915.212-01	1.5 Light Plate - Double Y 6 Holes – Short
	A915.211-02	1.5 Light Plate - Y 5 Holes – Medium		A915.212-02	1.5 Light Plate - Double Y 6 Holes – Medium
	A915.211-03	1.5 Light Plate - Y 5 Holes – Long		A915.212-03	1.5 Light Plate - Double Y 6 Holes - Long
	A915.211-04	1.5 Light Plate - Y 5 Holes – Extra Long		A915.212-04	1.5 Light Plate - Double Y 6 Holes - Extra Long
	A915.311-01	1.5 Thick Plate - Y 5 Holes – Short		A915.312-01	1.5 Thick Plate - Double Y 6 Holes - Short
	A915.311-02	1.5 Thick Plate - Y 5 Holes – Medium		A915.312-02	1.5 Thick Plate - Double Y 6 Holes - Medium
	A915.311-03	1.5 Thick Plate - Y 5 Holes – Long		A915.312-03	1.5 Thick Plate - Double Y 6 Holes - Long

	A915.311-04	1.5 Thick Plate - Y 5 Holes – Extra Long		A915.312-04	1.5 Thick Plate - Double Y 6 Holes - Extra Long
	A915.106-01	1.5 Standard Plate - T 6 Holes - Short		A915.107-01	1.5 Standard Plate - T 14 Holes - Short
	A915.106-02	1.5 Standard Plate - T 6 Holes - Medium		A915.107-02	1.5 Standard Plate - T 14 Holes - Medium
	A915.106-03	1.5 Standard Plate - T 6 Holes - Long		A915.107-03	1.5 Standard Plate - T 14 Holes - Long
	A915.106-04	1.5 Standard Plate - T 6 Holes - Extra Long		A915.107-04	1.5 Standard Plate - T 14 Holes - Extra Long
	A915.206-01	1.5 Light Plate - T 6 Holes - Short		A915.207-01	1.5 Light Plate - T 14 Holes - Short
	A915.206-02	1.5 Light Plate - T 6 Holes - Medium		A915.207-02	1.5 Light Plate - T 14 Holes - Medium
	A915.206-03	1.5 Light Plate - T 6 Holes - Long		A915.207-03	1.5 Light Plate - T 14 Holes - Long
	A915.206-04	1.5 Light Plate - T 6 Holes - Extra Long		A915.207-04	1.5 Light Plate - T 14 Holes - Extra Long
	A915.306-01	1.5 Thick Plate - T 6 Holes - Short		A915.307-01	1.5 Thick Plate - T 14 Holes - Short
	A915.306-02	1.5 Thick Plate - T 6 Holes - Medium		A915.307-02	1.5 Thick Plate - T 14 Holes - Medium
	A915.306-03	1.5 Thick Plate - T 6 Holes - Long		A915.307-03	1.5 Thick Plate - T 14 Holes - Long
	A915.306-04	1.5 Thick Plate - T 6 Holes - Extra Long		A915.307-04	1.5 Thick Plate - T 14 Holes - Extra Long
	A920.106-01	2.0 Standard Plate - T 5 Holes – Short		A920.107-01	2.0 Standard Plate - T 6 holes – Short
	A920.106-02	2.0 Standard Plate - T 5 Holes – Medium		A920.107-02	2.0 Standard Plate - T 6 holes – Medium
	A920.106-03	2.0 Standard Plate - T 5 Holes – Long		A920.107-03	2.0 Standard Plate - T 6 holes – Long
	A920.106-04	2.0 Standard Plate - T 5 Holes – Extra Long		A920.107-04	2.0 Standard Plate - T 6 holes – Extra Long
	A920.206-01	2.0 Light Plate - T 5 Holes – Short		A920.207-01	2.0 Light Plate - T 6 holes – Short
	A920.206-02	2.0 Light Plate - T 5 Holes – Medium		A920.207-02	2.0 Light Plate - T 6 holes – Medium
	A920.206-03	2.0 Light Plate - T 5 Holes – Long		A920.207-03	2.0 Light Plate - T 6 holes – Long
	A920.206-04	2.0 Light Plate - T 5 Holes – Extra Long		A920.207-04	2.0 Light Plate - T 6 holes – Extra Long
	A920.306-01	2.0 Thick Plate - T 5 Holes – Short		A920.307-01	2.0 Thick Plate - T 6 holes – Short
	A920.306-02	2.0 Thick Plate - T 5 Holes – Medium		A920.307-02	2.0 Thick Plate - T 6 holes – Medium
	A920.306-03	2.0 Thick Plate - T 5 Holes – Long		A920.307-03	2.0 Thick Plate - T 6 holes – Long
	A920.306-04	2.0 Thick Plate - T 5 Holes – Extra Long		A920.307-04	2.0 Thick Plate - T 6 holes – Extra Long
	A920.111-01	2.0 Standard Plate - Y 5 Holes – Short		A920.112-01	2.0 Standard Plate - Double Y 6 Holes - Short
	A920.111-02	2.0 Standard Plate - Y 5 Holes – Medium		A920.112-02	2.0 Standard Plate - Double Y 6 Holes - Medium
	A920.111-03	2.0 Standard Plate - Y 5 Holes – Long		A920.112-03	2.0 Standard Plate - Double Y 6 Holes - Long
	A920.111-04	2.0 Standard Plate - Y 5 Holes – Extra Long		A920.112-04	2.0 Standard Plate - Double Y 6 Holes - Extra Long
	A920.211-01	2.0 Light Plate - Y 5 Holes – Short		A920.212-01	2.0 Light Plate - Double Y 6 Holes - Short

	A920.211-02	2.0 Light Plate - Y 5 Holes – Medium		A920.212-02	2.0 Light Plate - Double Y 6 Holes - Medium
	A920.211-03	2.0 Light Plate - Y 5 Holes – Long		A920.212-03	2.0 Light Plate - Double Y 6 Holes - Long
	A920.211-04	2.0 Light Plate - Y 5 Holes – Extra Long		A920.212-04	2.0 Light Plate - Double Y 6 Holes - Extra Long
	A920.311-01	2.0 Thick Plate - Y 5 Holes – Short		A920.312-01	2.0 Thick Plate - Double Y 6 Holes - Short
	A920.311-02	2.0 Thick Plate - Y 5 Holes – Medium		A920.312-02	2.0 Thick Plate - Double Y 6 Holes - Medium
	A920.311-03	2.0 Thick Plate - Y 5 Holes – Long		A920.312-03	2.0 Thick Plate - Double Y 6 Holes - Long
	A920.311-04	2.0 Thick Plate - Y 5 Holes – Extra Long		A920.312-04	2.0 Thick Plate - Double Y 6 Holes - Extra Long
	A915.127-01	1.5 Standard Plate - Gap 6 Holes – Small		A915.131-04	1.5 Standard Plate - Rectangular 4 Holes - Short
	A915.127-02	1.5 Standard Plate - Gap 6 Holes – Medium		A915.131-06	1.5 Standard Plate - Rectangular 6 Holes - Short
	A915.127-03	1.5 Standard Plate - Gap 6 Holes – Large		A915.131-08	1.5 Standard Plate - Rectangular 8 Holes - Short
	A915.227-01	1.5 Light Plate - Gap 6 Holes – Small		A915.231-04	1.5 Light Plate - Rectangular 4 Holes – Short
	A915.227-02	1.5 Light Plate - Gap 6 Holes – Medium		A915.231-06	1.5 Light Plate - Rectangular 6 Holes – Short
	A915.227-03	1.5 Light Plate - Gap 6 Holes – Large		A915.231-08	1.5 Light Plate - Rectangular 8 Holes – Short
	A915.327-01	1.5 Thick Plate - Gap 6 Holes – Small		A915.331-04	1.5 Thick Plate - Rectangular 4 Holes - Short
	A915.327-02	1.5 Thick Plate - Gap 6 Holes – Medium		A915.331-06	1.5 Thick Plate - Rectangular 6 Holes - Short
	A915.327-03	1.5 Thick Plate - Gap 6 Holes – Large		A915.331-08	1.5 Thick Plate - Rectangular 8 Holes - Short
	A915.128-01	1.5 Standard Plate - Bur 6 Holes – Small		A915.129-01	1.5 Standard Plate - Flap 6 Holes - Small
	A915.128-02	1.5 Standard Plate - Bur 6 Holes – Medium		A915.129-02	1.5 Standard Plate - Flap 6 Holes - Medium
	A915.128-03	1.5 Standard Plate - Bur 6 Holes – Large		A915.129-03	1.5 Standard Plate - Flap 6 Holes - Large
	A915.228-01	1.5 Light Plate - Bur 6 Holes – Small		A915.229-01	1.5 Light Plate - Flap 6 Holes – Small
	A915.228-02	1.5 Light Plate - Bur 6 Holes – Medium		A915.229-02	1.5 Light Plate - Flap 6 Holes – Medium
	A915.228-03	1.5 Light Plate - Bur 6 Holes – Large		A915.229-03	1.5 Light Plate - Flap 6 Holes – Large
	A915.328-01	1.5 Thick Plate - Bur 6 Holes – Small		A915.329-01	1.5 Thick Plate - Flap 6 Holes – Small
	A915.328-02	1.5 Thick Plate - Bur 6 Holes – Medium		A915.329-02	1.5 Thick Plate - Flap 6 Holes – Medium
	A915.328-03	1.5 Thick Plate - Bur 6 Holes – Large		A915.329-03	1.5 Thick Plate - Flap 6 Holes – Large
	A920.127-01	2.0 Standard Plate - Sagittal Split 6 Holes - Short		A915.126-01	1.5 Standard Plate - X 4 Holes - Short
	A920.127-02	2.0 Standard Plate - Sagittal Split 6 Holes - Medium		A915.226-01	1.5 Light Plate - X 4 Holes - Short

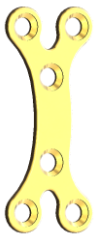

A920.127-03	2.0 Standard Plate - Sagittal Split 6 Holes - Long		A915.326-01	1.5 Thick Plate - X 4 Holes - Short
A920.127-04	2.0 Standard Plate - Sagittal Split 6 Holes - Extra Long			
A920.227-01	2.0 Light Plate - Sagittal Split 6 Holes - Short			
A920.227-02	2.0 Light Plate - Sagittal Split 6 Holes - Medium			
A920.227-03	2.0 Light Plate - Sagittal Split 6 Holes - Long			
A920.227-04	2.0 Light Plate - Sagittal Split 6 Holes - Extra Long			
A920.327-01	2.0 Thick Plate - Sagittal Split 6 Holes - Short			
A920.327-02	2.0 Thick Plate - Sagittal Split 6 Holes - Medium			
A920.327-03	2.0 Thick Plate - Sagittal Split 6 Holes - Long			
A920.327-04	2.0 Thick Plate - Sagittal Split 6 Holes - Extra Long			

IMAGE	CODE	DESCRIPTION	CODE	DESCRIPTION
 	A915.116-D1	1.5 Standard Plate - L 4 Holes - Right Short	A915.216-E1	1.5 Light Plate - L 4 Holes - Left Short
	A915.116-D2	1.5 Standard Plate - L 4 Holes - Right Medium	A915.216-E2	1.5 Light Plate - L 4 Holes - Left Medium
	A915.116-D3	1.5 Standard Plate - L 4 Holes - Right Long	A915.216-E3	1.5 Light Plate - L 4 Holes - Left Long
	A915.116-D4	1.5 Standard Plate - L 4 Holes - Right Extra Long	A915.216-E4	1.5 Light Plate - L 4 Holes - Left Extra Long
	A915.116-E1	1.5 Standard Plate - L 4 Holes - Left Short	A915.316-D1	1.5 Thick Plate - L 4 Holes - Right Short
	A915.116-E2	1.5 Standard Plate - L 4 Holes - Left Medium	A915.316-D2	1.5 Thick Plate - L 4 Holes - Right Medium
	A915.116-E3	1.5 Standard Plate - L 4 Holes - Left Long	A915.316-D3	1.5 Thick Plate - L 4 Holes - Right Long
	A915.116-E4	1.5 Standard Plate-L 4 Holes-Left Extra Long	A915.316-D4	1.5 Thick Plate - L 4 Holes - Right Extra Long
	A915.216-D1	1.5 Light Plate - L 4 Holes - Right Short	A915.316-E1	1.5 Thick Plate - L 4 Holes - Left Short
	A915.216-D2	1.5 Light Plate - L 4 Holes - Right Medium	A915.316-E2	1.5 Thick Plate - L 4 Holes - Left Medium
	A915.216-D3	1.5 Light Plate - L 4 Holes - Right Long	A915.316-E3	1.5 Thick Plate - L 4 Holes - Left Long
	A915.216-D4	1.5 Light Plate - L 4 Holes - Right Extra Long	A915.316-E4	1.5 Thick Plate - L 4 Holes - Left Extra Long
	A915.118-D1	1.5 Standard Plate-Angled L 5 Holes- Right Short	A915.118-E1	1.5 Standard Plate - Angled L 5 Holes - Left Short
	A915.118-D2	1.5 Standard Plate-Angled L 5 Holes- Right Medium	A915.118-E2	1.5 Standard Plate - Angled L 5 Holes - Left Medium



A915.118-D3	1.5 Standard Plate-Angled L 5 Holes- Right Long	A915.118-E3	1.5 Standard Plate - Angled L 5 Holes - Left Long
A915.118-D4	1.5 Standard Plate-Angled L 5 Holes- Right Extra Long	A915.118-E4	1.5 Standard Plate-Angled L 5 Holes- Left Extra Long
A915.218-D1	1.5 Light Plate - Angled L 5 Holes - Right Short	A915.218-E1	1.5 Light Plate - Angled L 5 Holes - Left Short
A915.218-D2	1.5 Light Plate - Angled L 5 Holes - Right Medium	A915.218-E2	1.5 Light Plate - Angled L 5 Holes - Left Medium
A915.218-D3	1.5 Light Plate - Angled L 5 Holes - Right Long	A915.218-E3	1.5 Light Plate - Angled L 5 Holes - Left Long
A915.218-D4	1.5 Light Plate - Angled L 5 Holes - Right Extra Long	A915.218-E4	1.5 Light Plate - Angled L 5 Holes - Left Extra Long
A915.318-D1	1.5 Thick Plate - Angled L 5 Holes - Right Short	A915.318-E1	1.5 Thick Plate - Angled L 5 Holes - Left Short
A915.318-D2	1.5 Thick Plate - Angled L 5 Holes - Right Medium	A915.318-E2	1.5 Thick Plate - Angled L 5 Holes - Left Medium
A915.318-D3	1.5 Thick Plate - Angled L 5 Holes - Right Long	A915.318-E3	1.5 Thick Plate - Angled L 5 Holes - Left Long
A915.318-D4	1.5 Thick Plate - Angled L 5 Holes - Right Extra Long	A915.318-E4	1.5 Thick Plate - Angled L 5 Holes - Left Extra Long
A915.119-D1	1.5 Standard Plate - Angled L 6 Holes - Right Short	A915.119-E1	1.5 Standard Plate - Angled L 6 Holes - Left Short
A915.119-D2	1.5 Standard Plate - Angled L 6 Holes - Right Medium	A915.119-E2	1.5 Standard Plate - Angled L 6 Holes - Left Medium
A915.119-D3	1.5 Standard Plate - Angled L 6 Holes - Right Long	A915.119-E3	1.5 Standard Plate - Angled L 6 Holes - Left Long
A915.119-D4	1.5 Standard Plate - Angled L 6 Holes - Right Extra Long	A915.119-E4	1.5 Standard Plate - Angled L 6 Holes - Left Extra Long
A915.219-D1	1.5 Light Plate - Angled L 6 Holes - Right Short	A915.219-E1	1.5 Light Plate - Angled L 6 Holes - Left Short
A915.219-D2	1.5 Light Plate - Angled L 6 Holes - Right Medium	A915.219-E2	1.5 Light Plate - Angled L 6 Holes - Left Medium
A915.219-D3	1.5 Light Plate - Angled L 6 Holes - Right Long	A915.219-E3	1.5 Light Plate - Angled L 6 Holes - Left Long
A915.219-D4	1.5 Light Plate - Angled L 6 Holes - Right Extra Long	A915.219-E4	1.5 Light Plate - Angled L 6 Holes - Left Extra Long
A915.319-D1	1.5 Thick Plate - Angled L 6 Holes - Right Short	A915.319-E1	1.5 Thick Plate - Angled L 6 Holes - Left Short
A915.319-D2	1.5 Thick Plate - Angled L 6 Holes - Right Medium	A915.319-E2	1.5 Thick Plate - Angled L 6 Holes - Left Medium
A915.319-D3	1.5 Thick Plate - Angled L 6 Holes - Right Long	A915.319-E3	1.5 Thick Plate - Angled L 6 Holes - Left Long
A915.319-D4	1.5 Thick Plate - Angled L 6 Holes - Right Extra Long	A915.319-E4	1.5 Thick Plate - Angled L 6 Holes - Left Extra Long
A915.121-D1	1.5 Standard Plate - Z 4 Holes - Right Short	A915.121-E1	1.5 Standard Plate - Z 4 Holes - Left Short
A915.121-D2	1.5 Standard Plate - Z 4 Holes - Right Medium	A915.121-E2	1.5 Standard Plate - Z 4 Holes - Left Medium
A915.121-D3	1.5 Standard Plate - Z 4 Holes - Right Long	A915.121-E3	1.5 Standard Plate - Z 4 Holes - Left Long
A915.121-D4	1.5 Standard Plate - Z 4 Holes - Right Extra Long	A915.121-E4	1.5 Standard Plate - Z 4 Holes - Left Extra Long



A915.221-D1	1.5 Light Plate - Z 4 Holes - Right Short	A915.221-E1	1.5 Light Plate - Z 4 Holes - Left Short
A915.221-D2	1.5 Light Plate - Z 4 Holes - Right Medium	A915.221-E2	1.5 Light Plate - Z 4 Holes - Left Medium
A915.221-D3	1.5 Light Plate - Z 4 Holes - Right Long	A915.221-E3	1.5 Light Plate - Z 4 Holes - Left Long
A915.221-D4	1.5 Light Plate - Z 4 Holes - Right Extra Long	A915.221-E4	1.5 Light Plate - Z 4 Holes - Left Extra Long
A915.321-D1	1.5 Thick Plate - Z 4 Holes - Right Short	A915.321-E1	1.5 Thick Plate - Z 4 Holes - Left Short
A915.321-D2	1.5 Thick Plate - Z 4 Holes - Right Medium	A915.321-E2	1.5 Thick Plate - Z 4 Holes - Left Medium
A915.321-D3	1.5 Thick Plate - Z 4 Holes - Right Long	A915.321-E3	1.5 Thick Plate - Z 4 Holes - Left Long
A915.321-D4	1.5 Thick Plate - Z 4 Holes - Right Extra Long	A915.321-E4	1.5 Thick Plate - Z 4 Holes - Left Extra Long





A920.116-D1	2.0 Standard Plate - L 4 Holes - Right Short	A920.116-E1	2.0 Standard Plate - L 4 Holes - Left Short
A920.116-D2	2.0 Standard Plate - L 4 Holes - Right Medium	A920.116-E2	2.0 Standard Plate - L 4 Holes - Left Medium
A920.116-D3	2.0 Standard Plate - L 4 Holes - Right Long	A920.116-E3	2.0 Standard Plate - L 4 Holes - Left Long
A920.116-D4	2.0 Standard Plate - L 4 Holes - Right Extra Long	A920.116-E4	2.0 Standard Plate - L 4 Holes - Left Extra Long
A920.216-D1	2.0 Light Plate - L 4 Holes - Right Short	A920.216-E1	2.0 Light Plate - L 4 Holes - Left Short
A920.216-D2	2.0 Light Plate - L 4 Holes - Right Medium	A920.216-E2	2.0 Light Plate - L 4 Holes - Left Medium
A920.216-D3	2.0 Light Plate - L 4 Holes - Right Long	A920.216-E3	2.0 Light Plate - L 4 Holes - Left Long
A920.216-D4	2.0 Light Plate - L 4 Holes - Right Extra Long	A920.216-E4	2.0 Light Plate - L 4 Holes - Left Extra Long
A920.316-D1	2.0 Thick Plate - L 4 Holes - Right Short A920	316-E1	2.0 Thick Plate - L 4 Holes - Left Short
A920.316-D2	2.0 Thick Plate - L 4 Holes - Right Medium	A920.316-E2	2.0 Thick Plate - L 4 Holes - Left Medium
A920.316-D3	2.0 Thick Plate - L 4 Holes - Right Long	A920.316-E3	2.0 Thick Plate - L 4 Holes - Left Long
A920.316-D4	2.0 Thick Plate - L 4 Holes - Right Extra Long	A920.316-E4	2.0 Thick Plate - L 4 Holes - Left Extra Long





A920.121-D1	2.0 Standard Plate - Z 4 Holes - Right Short	A920.121-E1	2.0 Standard Plate - Z 4 Holes - Left Short
A920.121-D2	2.0 Standard Plate - Z 4 Holes - Right Medium	A920.121-E2	2.0 Standard Plate - Z 4 Holes - Left Medium
A920.121-D3	2.0 Standard Plate - Z 4 Holes - Right Long	A920.121-E3	2.0 Standard Plate - Z 4 Holes - Left Long
A920.121-D4	2.0 Standard Plate - Z 4 Holes - Right Extra Long	A920.121-E4	2.0 Standard Plate - Z 4 Holes - Left Extra Long
A920.221-D1	2.0 Light Plate - Z 4 Holes - Right Short	A920.221-E1	2.0 Light Plate - Z 4 Holes - Left Short
A920.221-D2	2.0 Light Plate - Z 4 Holes - Right Medium	A920.221-E2	2.0 Light Plate - Z 4 Holes - Left Medium
A920.221-D3	2.0 Light Plate - Z 4 Holes - Right Long	A920.221-E3	2.0 Light Plate - Z 4 Holes - Left Long
A920.221-D4	2.0 Light Plate - Z 4 Holes - Right Extra Long	A920.221-E4	2.0 Light Plate - Z 4 Holes - Left Extra Long

	A920.321-D1	2.0 Thick Plate - Z 4 Holes - Right Short	A920.321-E1	2.0 Thick Plate - Z 4 Holes - Left Short
	A920.321-D2	2.0 Thick Plate - Z 4 Holes - Right Medium	A920.321-E2	2.0 Thick Plate - Z 4 Holes - Left Medium
	A920.321-D3	2.0 Thick Plate - Z 4 Holes - Right Long	A920.321-E3	2.0 Thick Plate - Z 4 Holes - Left Long
	A920.321-D4	2.0 Thick Plate - Z 4 Holes - Right Extra Long	A920.321-E4	2.0 Thick Plate - Z 4 Holes - Left Extra Long
 	A920.117-01	2.0 Standard Plate - L 5 Holes – Short	A920.117-E2	2.0 Standard Plate - L 5 Holes - Left Medium
	A920.117-D2	2.0 Standard Plate - L 5 Holes - Right Medium	A920.117-E3	2.0 Standard Plate - L 5 Holes - Left Long
	A920.117-D3	2.0 Standard Plate - L 5 Holes - Right Long	A920.117-E4	2.0 Standard Plate - L 5 Holes - Left Extra Long
	A920.117-D4	2.0 Standard Plate - L 5 Holes - Right Extra Long	A920.217-E2	2.0 Light Plate - L 5 Holes - Left Medium
	A920.217-01	2.0 Light Plate - L 5 Holes – Short	A920.217-E3	2.0 Light Plate - L 5 Holes - Left Long
	A920.217-D2	2.0 Light Plate - L 5 Holes - Right Medium	A920.217-E4	2.0 Light Plate - L 5 Holes - Left Extra Long
	A920.217-D3	2.0 Light Plate - L 5 Holes - Right Long	A920.317-E2	2.0 Thick Plate - L 5 Holes - Left Medium
	A920.217-D4	2.0 Light Plate - L 5 Holes - Right Extra Long	A920.317-E3	2.0 Thick Plate - L 5 Holes - Left Long
	A920.317-01	2.0 Thick Plate - L 5 Holes – Short	A920.317-E4	2.0 Thick Plate - L 5 Holes - Left Extra Long
	A920.317-D2	2.0 Thick Plate - L 5 Holes - Right Medium		
	A920.317-D3	2.0 Thick Plate - L 5 Holes - Right Long		
	A920.317-D4	2.0 Thick Plate - L 5 Holes - Right Extra Long		

IMAGE	CODE	DESCRIPTION	IMAGE	CODE	DESCRIPTION
	A920.155-01	2.0 Standard Plate - TY Anchorage 45° 3 Holes - Short		A920.156-01	2.0 Standard Plate - TY Anchorage 30° 3 Holes - Short
	A920.155-02	2.0 Standard Plate - TY Anchorage 45° 3 Holes - Medium		A920.156-02	2.0 Standard Plate - TY Anchorage 30° 3 Holes - Medium
	A920.155-03	2.0 Standard Plate - TY Anchorage 45° 3 Holes - Long		A920.156-03	2.0 Standard Plate - TY Anchorage 30° 3 Holes - Long
	A920.155-04	2.0 Standard Plate - TY Anchorage 45° 3 Holes - Extra Long		A920.156-04	2.0 Standard Plate - TY Anchorage 30° 3 Holes - Extra Long
	A920.255-01	2.0 Light Plate - TY Anchorage 45 ° 3 Holes - Short		A920.256-01	2.0 Light Plate - TY Anchorage 30° 3 Holes - Short
	A920.255-02	2.0 Light Plate - TY Anchorage 45 ° 3 Holes - Medium		A920.256-02	2.0 Light Plate - TY Anchorage 30° 3 Holes - Medium
	A920.255-03	2.0 Light Plate - TY Anchorage 45 ° 3 Holes - Long		A920.256-03	2.0 Light Plate - TY Anchorage 30° 3 Holes - Long

	A920.255-04	2.0 Light Plate - TY Anchorage 45 ° 3 Holes - Extra Long		A920.256-04	2.0 Light Plate - TY Anchorage 30° 3 Holes - Extra Long
	A920.355-01	2.0 Thick Plate - TY Anchorage 45 ° 3 Holes - Short		A920.356-01	2.0 Thick Plate - TY Anchorage 30° 3 Holes - Short
	A920.355-02	2.0 Thick Plate - TY Anchorage 45 ° 3 Holes - Medium		A920.356-02	2.0 Thick Plate - TY Anchorage 30° 3 Holes - Medium
	A920.355-03	2.0 Thick Plate - TY Anchorage 45 ° 3 Holes - Long		A920.356-03	2.0 Thick Plate - TY Anchorage 30° 3 Holes - Long
	A920.355-04	2.0 Thick Plate - TY Anchorage 45 ° 3 Holes - Extra Long		A920.356-04	2.0 Thick Plate - TY Anchorage 30° 3 Holes - Extra Long
	A920.160-01	2.0 Standard Plate - Wire-Lock Anchorage T 45° 3 Holes - Short		A920.161-01	2.0 Standard Plate - Wire-Lock Anchorage T 30° 3 Holes - Short
	A920.160-02	2.0 Standard Plate - Wire-Lock Anchorage T 45° 3 Holes - Medium		A920.161-02	2.0 Standard Plate - Wire-Lock Anchorage T 30° 3 Holes- Medium
	A920.160-03	2.0 Standard Plate - Wire-Lock Anchorage T 45° 3 Holes - Long		A920.161-03	2.0 Standard Plate - Wire-Lock Anchorage T 30° 3 Holes - Long
	A920.160-04	2.0 Standard Plate - Wire-Lock Anchorage T 45° 3 Holes - Extra Long		A920.161-04	2.0 Standard Plate - Wire-Lock Anchorage T 30° 3 Holes - Extra Long
	A920.260-01	2.0 Light Plate - Wire-Lock Anchorage T 45° 3 Holes - Short		A920.261-01	2.0 Light Plate - Wire-Lock Anchorage T 30° 3 Holes - Short
	A920.260-02	2.0 Light Plate - Wire-Lock Anchorage T 45° 3 Holes - Medium		A920.261-02	2.0 Light Plate - Wire-Lock Anchorage T 30° 3 Holes - Medium
	A920.260-03	2.0 Light Plate - Wire-Lock Anchorage T 45° 3 Holes - Long		A920.261-03	2.0 Light Plate - Wire-Lock Anchorage T 30° 3 Holes - Long
	A920.260-04	2.0 Light Plate - Wire-Lock Anchorage T 45° 3 Holes - Extra Long		A920.261-04	2.0 Light Plate - Wire-Lock Anchorage T 30° 3 Holes - Extra Long
	A920.360-01	2.0 Thick Plate - Wire-Lock Anchorage T 45° 3 Holes - Short		A920.361-01	2.0 Thick Plate - Wire-Lock Anchorage T 30° 3 Holes - Short
	A920.360-02	2.0 Thick Plate - Wire-Lock Anchorage T 45° 3 Holes - Medium		A920.361-02	2.0 Thick Plate - Wire-Lock Anchorage T 30° 3 Holes - Medium
	A920.360-03	2.0 Thick Plate - Wire-Lock Anchorage T 45° 3 Holes - Long		A920.361-03	2.0 Thick Plate - Wire-Lock Anchorage T 30° 3 Holes - Long
	A920.360-04	2.0 Thick Plate - Wire-Lock Anchorage T 45° 3 Holes - Extra Long		A920.361-04	2.0 Thick Plate - Wire-Lock Anchorage T 30° 3 Holes - Extra Long
	A920.157-01	2.0 Standard Plate - Wire-Lock Anchorage T 3 Holes - Short		A920.163-01	2.0 Standard Plate - Simple Wire-Lock Anchorage Y 3 Holes - Short
	A920.157-02	2.0 Standard Plate - Wire-Lock Anchorage T 3 Holes - Medium		A920.163-02	2.0 Standard Plate - Simple Wire-Lock Anchorage Y 3 Holes - Medium
	A920.157-03	2.0 Standard Plate - Wire-Lock Anchorage T 3 Holes - Long		A920.163-03	2.0 Standard Plate - Simple Wire-Lock Anchorage Y 3 Holes - Long
	A920.157-04	2.0 Standard Plate - Wire-Lock Anchorage T 3 Holes - Extra Long		A920.163-04	2.0 Standard Plate - Simple Wire-Lock Anchorage Y 3 Holes - Extra Long
	A920.257-01	2.0 Light Plate - Wire-Lock Anchorage Anchorage T 3 Holes - Short		A920.263-01	2.0 Light Plate - Simple Wire-Lock Anchorage Y 3 Holes - Short
	A920.257-02	2.0 Light Plate - Wire-Lock Anchorage Anchorage T 3 Holes - Medium		A920.263-02	2.0 Light Plate - Simple Wire-Lock Anchorage Y 3 Holes - Medium
	A920.257-03	2.0 Light Plate - Wire-Lock Anchorage Anchorage T 3 Holes - Long		A920.263-03	2.0 Light Plate - Simple Wire-Lock Anchorage Y 3 Holes - Long
	A920.257-04	2.0 Light Plate - Wire-Lock Anchorage Anchorage T 3 Holes - Extra Long		A920.263-04	2.0 Light Plate - Simple Wire-Lock Anchorage Y 3 Holes - Extra Long
	A920.357-01	2.0 Thick Plate - Wire-Lock Anchorage T 3 Holes - Short		A920.363-01	2.0 Thick Plate - Simple Wire-Lock Anchorage Y 3 Holes - Short

A920.357-02	2.0 Thick Plate - Wire-Lock Anchorage T 3 Holes - Medium	A920.363-02	2.0 Thick Plate - Simple Wire-Lock Anchorage Y 3 Holes - Medium
A920.357-03	2.0 Thick Plate - Wire-Lock Anchorage T 3 Holes - Long	A920.363-03	2.0 Thick Plate - Simple Wire-Lock Anchorage Y 3 Holes - Long
A920.357-04	2.0 Thick Plate - Wire-Lock Anchorage T 3 Holes - Extra Long	A920.363-04	2.0 Thick Plate - Simple Wire-Lock Anchorage Y 3 Holes - Extra Long

IMAGE	CODE	DESCRIPTION	CODE	DESCRIPTION
 	A920.153-D1	2.0 Standard Plate - Anchorage T 3 Holes - Right Short	A920.153-E1	2.0 Standard Plate - Anchorage T 3 Holes - Left Short
	A920.153-D2	2.0 Standard Plate - Anchorage T 3 Holes - Right Medium	A920.153-E2	2.0 Standard Plate - Anchorage T 3 Holes - Left Medium
	A920.153-D3	2.0 Standard Plate - Anchorage T 3 Holes - Right Long	A920.153-E3	2.0 Standard Plate - Anchorage T 3 Holes - Left Long
	A920.153-D4	2.0 Standard Plate - Anchorage T 3 Holes - Right Extra Long	A920.153-E4	2.0 Standard Plate - Anchorage T 3 Holes - Left Extra Long
	A920.253-D1	2.0 Light Plate - Anchorage T 3 Holes - Right Short	A920.253-E1	2.0 Light Plate - Anchorage T 3 Holes - Left Short
	A920.253-D2	2.0 Light Plate - Anchorage T 3 Holes - Right Medium	A920.253-E2	2.0 Light Plate - Anchorage T 3 Holes - Left Medium
	A920.253-D3	2.0 Light Plate - Anchorage T 3 Holes - Right Long	A920.253-E3	2.0 Light Plate - Anchorage T 3 Holes - Left Long
	A920.253-D4	2.0 Light Plate - Anchorage T 3 Holes - Right Extra Long	A920.253-E4	2.0 Light Plate - Anchorage T 3 Holes - Left Extra Long
	A920.353-D1	2.0 Thick Plate - Anchorage T 3 Holes - Right Short	A920.353-E1	2.0 Thick Plate - Anchorage T 3 Holes - Left Short
	A920.353-D2	2.0 Thick Plate - Anchorage T 3 Holes - Right Medium	A920.353-E2	2.0 Thick Plate - Anchorage T 3 Holes - Left Medium
	A920.353-D3	2.0 Thick Plate - Anchorage T 3 Holes - Right Long	A920.353-E3	2.0 Thick Plate - Anchorage T 3 Holes - Left Long
	A920.353-D4	2.0 Thick Plate - Anchorage T 3 Holes - Right Extra Long	A920.353-E4	2.0 Thick Plate - Anchorage T 3 Holes - Left Extra Long
 	A920.154-D1	2.0 Standard Plate - Straight Anatomical Anchorage T 3 Holes - Right Short	A920.154-E1	2.0 Standard Plate - Straight Anatomical Anchorage T 3 Holes - Left Short
	A920.154-D2	2.0 Standard Plate - Straight Anatomical Anchorage T 3 Holes - Right Medium	A920.154-E2	2.0 Standard Plate - Straight Anatomical Anchorage T 3 Holes - Left Medium
	A920.154-D3	2.0 Standard Plate - Straight Anatomical Anchorage T 3 Holes - Right Long	A920.154-E3	2.0 Standard Plate - Straight Anatomical Anchorage T 3 Holes - Left Long
	A920.154-D4	2.0 Standard Plate - Straight Anatomical Anchorage T 3 Holes - Right Extra Long	A920.154-E4	2.0 Standard Plate - Straight Anatomical Anchorage T 3 Holes - Left Extra Long
	A920.254-D1	2.0 Light Plate - Straight Anatomical Anchorage T 3 Holes - Right Short	A920.254-E1	2.0 Light Plate - Straight Anatomical Anchorage T 3 Holes - Left Short
	A920.254-D2	2.0 Light Plate - Straight Anatomical Anchorage T 3 Holes - Right Medium	A920.254-E2	2.0 Light Plate - Straight Anatomical Anchorage T 3 Holes - Left Medium
	A920.254-D3	2.0 Light Plate - Straight Anatomical Anchorage T 3 Holes - Right Long	A920.254-E3	2.0 Light Plate - Straight Anatomical Anchorage T 3 Holes - Left Long
	A920.254-D4	2.0 Light Plate - Straight Anatomical Anchorage T 3 Holes - Right Extra Long	A920.254-E4	2.0 Light Plate - Straight Anatomical Anchorage T 3 Holes - Left Extra Long
	A920.354-D1	2.0 Thick Plate - Straight Anatomical Anchorage T 3 Holes - Right Short	A920.354-E1	2.0 Thick Plate - Straight Anatomical Anchorage T 3 Holes - Left Short

	A920.354-D2	2.0 Thick Plate - Straight Anatomical Anchorage T 3 Holes - Right Medium	A920.354-E2	2.0 Thick Plate - Straight Anatomical Anchorage T 3 Holes - Left Medium
	A920.354-D3	2.0 Thick Plate - Straight Anatomical Anchorage T 3 Holes - Right Long	A920.354-E3	2.0 Thick Plate - Straight Anatomical Anchorage T 3 Holes - Left Long
	A920.354-D4	2.0 Thick Plate - Straight Anatomical Anchorage T 3 Holes - Right Extra Long	A920.354-E4	2.0 Thick Plate - Straight Anatomical Anchorage T 3 Holes - Left Extra Long
 	A920.158-D1	2.0 Standard Plate - Wire-Lock Anchorage T 3 Holes - Right Short	A920.158-E1	2.0 Standard Plate - Wire-Lock Anchorage T 3 Holes - Left Short
	A920.158-D2	2.0 Standard Plate - Wire-Lock Anchorage T 3 Holes - Right Medium	A920.158-E2	2.0 Standard Plate - Wire-Lock Anchorage T 3 Holes - Left Medium
	A920.158-D3	2.0 Standard Plate - Wire-Lock Anchorage T 3 Holes - Right Long	A920.158-E3	2.0 Standard Plate - Wire-Lock Anchorage T 3 Holes - Left Long
	A920.158-D4	2.0 Standard Plate - Wire-Lock Anchorage T 3 Holes - Right Extra Long	A920.158-E4	2.0 Standard Plate - Wire-Lock Anchorage T 3 Holes - Left Extra Long
	A920.258-D1	2.0 Light Plate - Wire-Lock Anchorage T 3 Holes - Right Short	A920.258-E1	2.0 Light Plate - Wire-Lock Anchorage T 3 Holes - Left Short
	A920.258-D2	2.0 Light Plate - Wire-Lock Anchorage T 3 Holes - Right Medium	A920.258-E2	2.0 Light Plate - Wire-Lock Anchorage T 3 Holes - Left Medium
	A920.258-D3	2.0 Light Plate - Wire-Lock Anchorage T 3 Holes - Right Long	A920.258-E3	2.0 Light Plate - Wire-Lock Anchorage T 3 Holes - Left Long
	A920.258-D4	2.0 Light Plate - Wire-Lock Anchorage T 3 Holes - Right Extra Long	A920.258-E4	2.0 Light Plate - Wire-Lock Anchorage T 3 Holes - Left Extra Long
	A920.358-D1	2.0 Thick Plate - Wire-Lock Anchorage T 3 Holes - Right Short	A920.358-E1	2.0 Thick Plate - Wire-Lock Anchorage T 3 Holes - Left Short
	A920.358-D2	2.0 Thick Plate - Wire-Lock Anchorage T 3 Holes - Right Medium	A920.358-E2	2.0 Thick Plate - Wire-Lock Anchorage T 3 Holes - Left Medium
	A920.358-D3	2.0 Thick Plate - Wire-Lock Anchorage T 3 Holes - Right Long	A920.358-E3	2.0 Thick Plate - Wire-Lock Anchorage T 3 Holes - Left Long
	A920.358-D4	2.0 Thick Plate - Wire-Lock Anchorage T 3 Holes - Right Extra Long	A920.358-E4	2.0 Thick Plate - Wire-Lock Anchorage T 3 Holes - Left Extra Long
 	A920.159-D1	2.0 Standard Plate - Straight Anatomical Wire-Lock Anchorage T 3 Holes - Right Short	A920.159-E1	2.0 Standard Plate - Straight Anatomical Wire-Lock Anchorage T 3 Holes - Left Short
	A920.159-D2	2.0 Standard Plate - Straight Anatomical Wire-Lock Anchorage T 3 Holes - Right Medium	A920.159-E2	2.0 Standard Plate - Straight Anatomical Wire-Lock Anchorage T 3 Holes - Left Medium
	A920.159-D3	2.0 Standard Plate - Straight Anatomical Wire-Lock Anchorage T 3 Holes - Right Long	A920.159-E3	2.0 Standard Plate - Straight Anatomical Wire-Lock Anchorage T 3 Holes - Left Long
	A920.159-D4	2.0 Standard Plate - Straight Anatomical Wire-Lock Anchorage T 3 Holes - Right Extra Long	A920.159-E4	2.0 Standard Plate - Straight Anatomical Wire-Lock Anchorage T 3 Holes - Left Extra Long
	A920.259-D1	2.0 Light Plate - Straight Anatomical Wire-Lock Anchorage T 3 Holes - Right Short	A920.259-E1	2.0 Light Plate - Straight Anatomical Wire-Lock Anchorage T 3 Holes - Left Short
	A920.259-D2	2.0 Light Plate - Straight Anatomical Wire-Lock Anchorage T 3 Holes - Right Medium	A920.259-E2	2.0 Light Plate - Straight Anatomical Wire-Lock Anchorage T 3 Holes - Left Medium
	A920.259-D3	2.0 Light Plate - Straight Anatomical Wire-Lock Anchorage T 3 Holes - Right Long	A920.259-E3	2.0 Light Plate - Straight Anatomical Wire-Lock Anchorage T 3 Holes - Left Long
	A920.259-D4	2.0 Light Plate - Straight Anatomical Wire-Lock Anchorage T 3 Holes - Right Extra Long	A920.259-E4	2.0 Light Plate - Straight Anatomical Wire-Lock Anchorage T 3 Holes - Left Extra Long
	A920.359-D1	2.0 Thick Plate - Straight Anatomical Wire-Lock Anchorage T 3 Holes - Right Short	A920.359-E1	2.0 Thick Plate - Straight Anatomical Wire-Lock Anchorage T 3 Holes - Left Short
	A920.359-D2	2.0 Thick Plate - Straight Anatomical Wire-Lock Anchorage T 3 Holes - Right Medium	A920.359-E2	2.0 Thick Plate - Straight Anatomical Wire-Lock Anchorage T 3 Holes - Left Medium
	A920.359-D3	2.0 Thick Plate - Straight Anatomical Wire-Lock Anchorage T 3 Holes - Right Long	A920.359-E3	2.0 Thick Plate - Straight Anatomical Wire-Lock Anchorage T 3 Holes - Left Long

	A920.359-D4	2.0 Thick Plate - Straight Anatomical Wire-Lock Anchorage T 3 Holes - Right Extra Long	A920.359-E4	2.0 Thick Plate - Straight Anatomical Wire-Lock Anchorage T 3 Holes - Left Extra Long
 	A920.162-D1	2.0 Standard Plate - Anchorage Y 3 Holes - Right Short	A920.162-E1	2.0 Standard Plate - Anchorage Y 3 Holes - Left Short
	A920.162-D2	2.0 Standard Plate - Anchorage Y 3 Holes - Right Medium	A920.162-E2	2.0 Standard Plate - Anchorage Y 3 Holes - Left Medium
	A920.162-D3	2.0 Standard Plate - Anchorage Y 3 Holes - Right Long	A920.162-E3	2.0 Standard Plate - Anchorage Y 3 Holes - Left Long
	A920.162-D4	2.0 Standard Plate - Anchorage Y 3 Holes - Right Extra Long	A920.162-E4	2.0 Standard Plate - Anchorage Y 3 Holes - Left Extra Long
	A920.262-D1	2.0 Light Plate - Anchorage Y 3 Holes - Right Short	A920.262-E1	2.0 Light Plate - Anchorage Y 3 Holes - Left Short
	A920.262-D2	2.0 Light Plate - Anchorage Y 3 Holes - Right Medium	A920.262-E2	2.0 Light Plate - Anchorage Y 3 Holes - Left Medium
	A920.262-D3	2.0 Light Plate - Anchorage Y 3 Holes - Right Long	A920.262-E3	2.0 Light Plate - Anchorage Y 3 Holes - Left Long
	A920.262-D4	2.0 Light Plate - Anchorage Y 3 Holes - Right Extra Long	A920.262-E4	2.0 Light Plate - Anchorage Y 3 Holes - Left Extra Long
	A920.362-D1	2.0 Thick Plate - Anchorage Y 3 Holes - Right Short	A920.362-E1	2.0 Thick Plate - Anchorage Y 3 Holes - Left Short
	A920.362-D2	2.0 Thick Plate - Anchorage Y 3 Holes - Right Medium	A920.362-E2	2.0 Thick Plate - Anchorage Y 3 Holes - Left Medium
	A920.362-D3	2.0 Thick Plate - Anchorage Y 3 Holes - Right Long	A920.362-E3	2.0 Thick Plate - Anchorage Y 3 Holes - Left Long
	A920.362-D4	2.0 Thick Plate - Anchorage Y 3 Holes - Right Extra Long	A920.362-E4	2.0 Thick Plate - Anchorage Y 3 Holes - Left Extra Long
 	A920.164-D1	2.0 Standard Plate - Wire-Lock Anchorage Y 3 Holes - Right Short	A920.164-E1	2.0 Standard Plate - Wire-Lock Anchorage Y 3 Holes - Left Short
	A920.164-D2	2.0 Standard Plate - Wire-Lock Anchorage Y 3 Holes - Right Medium	A920.164-E2	2.0 Standard Plate - Wire-Lock Anchorage Y 3 Holes - Left Medium
	A920.164-D3	2.0 Standard Plate - Wire-Lock Anchorage Y 3 Holes - Right Long	A920.164-E3	2.0 Standard Plate - Wire-Lock Anchorage Y 3 Holes - Left Long
	A920.164-D4	2.0 Standard Plate - Wire-Lock Anchorage Y 3 Holes - Right Extra Long	A920.164-E4	2.0 Standard Plate - Wire-Lock Anchorage Y 3 Holes - Left Extra Long
	A920.264-D1	2.0 Light Plate - Wire-Lock Anchorage Y 3 Holes - Right Short	A920.264-E1	2.0 Light Plate - Wire-Lock Anchorage Y 3 Holes - Left Short
	A920.264-D2	2.0 Light Plate - Wire-Lock Anchorage Y 3 Holes - Right Medium	A920.264-E2	2.0 Light Plate - Wire-Lock Anchorage Y 3 Holes - Left Medium
	A920.264-D3	2.0 Light Plate - Wire-Lock Anchorage Y 3 Holes - Right Long	A920.264-E3	2.0 Light Plate - Wire-Lock Anchorage Y 3 Holes - Left Long
	A920.264-D4	2.0 Light Plate - Wire-Lock Anchorage Y 3 Holes - Right Extra Long	A920.264-E4	2.0 Light Plate - Wire-Lock Anchorage Y 3 Holes - Left Extra Long
	A920.364-D1	2.0 Thick Plate - Wire-Lock Anchorage Y 3 Holes - Right Short	A920.364-E1	2.0 Thick Plate - Wire-Lock Anchorage Y 3 Holes - Left Short
	A920.364-D2	2.0 Thick Plate - Wire-Lock Anchorage Y 3 Holes - Right Medium	A920.364-E2	2.0 Thick Plate - Wire-Lock Anchorage Y 3 Holes - Left Medium
	A920.364-D3	2.0 Thick Plate - Wire-Lock Anchorage Y 3 Holes - Right Long	A920.364-E3	2.0 Thick Plate - Wire-Lock Anchorage Y 3 Holes - Left Long
	A920.364-D4	2.0 Thick Plate - Wire-Lock Anchorage Y 3 Holes - Right Extra Long	A920.364-E4	2.0 Thick Plate - Wire-Lock Anchorage Y 3 Holes - Left Extra Long
	A920.165-D1	2.0 Standard Plate - Anchorage L 2 Holes - Right Short	A920.165-E1	2.0 Standard Plate - Anchorage L 2 Holes - Left Short





A920.165-D2	2.0 Standard Plate - Anchorage L 2 Holes - Right Medium	A920.165-E2	2.0 Standard Plate - Anchorage L 2 Holes - Left Medium
A920.165-D3	2.0 Standard Plate - Anchorage L 2 Holes - Right Long	A920.165-E3	2.0 Standard Plate - Anchorage L 2 Holes - Left Long
A920.165-D4	2.0 Standard Plate - Anchorage L 2 Holes - Right Extra Long	A920.165-E4	2.0 Standard Plate - Anchorage L 2 Holes - Left Extra Long
A920.265-D1	2.0 Light Plate - Anchorage L 2 Holes - Right Short	A920.265-E1	2.0 Light Plate - Anchorage L 2 Holes - Left Short
A920.265-D2	2.0 Light Plate - Anchorage L 2 Holes - Right Medium	A920.265-E2	2.0 Light Plate - Anchorage L 2 Holes - Left Medium
A920.265-D3	2.0 Light Plate - Anchorage L 2 Holes - Right Long	A920.265-E3	2.0 Light Plate - Anchorage L 2 Holes - Left Long
A920.265-D4	2.0 Light Plate - Anchorage L 2 Holes - Right Extra Long	A920.265-E4	2.0 Light Plate - Anchorage L 2 Holes - Left Extra Long
A920.365-D1	2.0 Thick Plate - Anchorage L 2 Holes - Right Short	A920.365-E1	2.0 Thick Plate - Anchorage L 2 Holes - Left Short
A920.365-D2	2.0 Thick Plate - Anchorage L 2 Holes - Right Medium	A920.365-E2	2.0 Thick Plate - Anchorage L 2 Holes - Left Medium
A920.365-D3	2.0 Thick Plate - Anchorage L 2 Holes - Right Long	A920.365-E3	2.0 Thick Plate - Anchorage L 2 Holes - Left Long
A920.365-D4	2.0 Thick Plate - Anchorage L 2 Holes - Right Extra Long	A920.365-E4	2.0 Thick Plate - Anchorage L 2 Holes - Left Extra Long





A920.166-D1	2.0 Standard Plate - Simple Wire-Lock Anchorage L 2 Holes - Right Short	A920.166-E1	2.0 Standard Plate - Simple Wire-Lock Anchorage L 2 Holes - Left Short
A920.166-D2	2.0 Standard Plate - Simple Wire-Lock Anchorage L 2 Holes - Right Medium	A920.166-E2	2.0 Standard Plate - Simple Wire-Lock Anchorage L 2 Holes - Left Medium
A920.166-D3	2.0 Standard Plate - Simple Wire-Lock Anchorage L 2 Holes - Right Long	A920.166-E3	2.0 Standard Plate - Simple Wire-Lock Anchorage L 2 Holes - Left Long
A920.166-D4	2.0 Standard Plate - Simple Wire-Lock Anchorage L 2 Holes - Right Extra Long	A920.166-E4	2.0 Standard Plate - Simple Wire-Lock Anchorage L 2 Holes - Left Extra Long
A920.266-D1	2.0 Light Plate - Simple Wire-Lock Anchorage L 2 Holes - Right Short	A920.266-E1	2.0 Light Plate - Simple Wire-Lock Anchorage L 2 Holes - Left Short
A920.266-D2	2.0 Light Plate - Simple Wire-Lock Anchorage L 2 Holes - Right Medium	A920.266-E2	2.0 Light Plate - Simple Wire-Lock Anchorage L 2 Holes - Left Medium
A920.266-D3	2.0 Light Plate - Simple Wire-Lock Anchorage L 2 Holes - Right Long	A920.266-E3	2.0 Light Plate - Simple Wire-Lock Anchorage L 2 Holes - Left Long
A920.266-D4	2.0 Light Plate - Simple Wire-Lock Anchorage L 2 Holes - Right Extra Long	A920.266-E4	2.0 Light Plate - Simple Wire-Lock Anchorage L 2 Holes - Left Extra Long
A920.366-D1	2.0 Thick Plate - Simple Wire-Lock Anchorage L 2 Holes - Right Short	A920.366-E1	2.0 Thick Plate - Simple Wire-Lock Anchorage L 2 Holes - Left Short
A920.366-D2	2.0 Thick Plate - Simple Wire-Lock Anchorage L 2 Holes - Right Medium	A920.366-E2	2.0 Thick Plate - Simple Wire-Lock Anchorage L 2 Holes - Left Medium
A920.366-D3	2.0 Thick Plate - Simple Wire-Lock Anchorage L 2 Holes - Right Long	A920.366-E3	2.0 Thick Plate - Simple Wire-Lock Anchorage L 2 Holes - Left Long
A920.366-D4	2.0 Thick Plate - Simple Wire-Lock Anchorage L 2 Holes - Right Extra Long	A920.366-E4	2.0 Thick Plate - Simple Wire-Lock Anchorage L 2 Holes - Left Extra Long



A920.167-D1	2.0 Standard Plate - Wire-Lock Anchorage L 2 Holes - Right Short	A920.167-E1	2.0 Standard Plate - Wire-Lock Anchorage L 2 Holes - Left Short
A920.167-D2	2.0 Standard Plate - Wire-Lock Anchorage L 2 Holes - Right Medium	A920.167-E2	2.0 Standard Plate - Wire-Lock Anchorage L 2 Holes - Left Medium
A920.167-D3	2.0 Standard Plate - Wire-Lock Anchorage L 2 Holes - Right Long	A920.167-E3	2.0 Standard Plate - Wire-Lock Anchorage L 2 Holes - Left Long
A920.167-D4	2.0 Standard Plate - Wire-Lock Anchorage L 2 Holes - Right Extra Long	A920.167-E4	2.0 Standard Plate - Wire-Lock Anchorage L 2 Holes - Left Extra Long



A920.267-D1	2.0 Light Plate - Wire-Lock Anchorage L 2 Holes - Right Short	A920.267-E1	2.0 Light Plate - Wire-Lock Anchorage L 2 Holes - Left Short
A920.267-D2	2.0 Light Plate - Wire-Lock Anchorage L 2 Holes - Right Medium	A920.267-E2	2.0 Light Plate - Wire-Lock Anchorage L 2 Holes - Left Medium
A920.267-D3	2.0 Light Plate - Wire-Lock Anchorage L 2 Holes - Right Long	A920.267-E3	2.0 Light Plate - Wire-Lock Anchorage L 2 Holes - Left Long
A920.267-D4	2.0 Light Plate - Wire-Lock Anchorage L 2 Holes - Right Extra Long	A920.267-E4	2.0 Light Plate - Wire-Lock Anchorage L 2 Holes - Left Extra Long
A920.367-D1	2.0 Thick Plate - Wire-Lock Anchorage L 2 Holes - Right Short	A920.367-E1	2.0 Thick Plate - Wire-Lock Anchorage L 2 Holes - Left Short
A920.367-D2	2.0 Thick Plate - Wire-Lock Anchorage L 2 Holes - Right Medium	A920.367-E2	2.0 Thick Plate - Wire-Lock Anchorage L 2 Holes - Left Medium
A920.367-D3	2.0 Thick Plate - Wire-Lock Anchorage L 2 Holes - Right Long	A920.367-E3	2.0 Thick Plate - Wire-Lock Anchorage L 2 Holes - Left Long
A920.367-D4	2.0 Thick Plate - Wire-Lock Anchorage L 2 Holes - Right Extra Long	A920.367-E4	2.0 Thick Plate - Wire-Lock Anchorage L 2 Holes - Left Extra Long





A920.168-D1	2.0 Standard Plate - Contoured Anatomical Anchorage T 3 Holes - Right Short	A920.168-E1	2.0 Standard Plate - Contoured Anatomical Anchorage T 3 Holes - Left Short
A920.168-D2	2.0 Standard Plate - Contoured Anatomical Anchorage T 3 Holes - Right Medium	A920.168-E2	2.0 Standard Plate - Contoured Anatomical Anchorage T 3 Holes - Left Medium
A920.168-D3	2.0 Standard Plate - Contoured Anatomical Anchorage T 3 Holes - Right Long	A920.168-E3	2.0 Standard Plate - Contoured Anatomical Anchorage T 3 Holes - Left Long
A920.168-D4	2.0 Standard Plate - Contoured Anatomical Anchorage T 3 Holes - Right Extra Long	A920.168-E4	2.0 Standard Plate - Contoured Anatomical Anchorage T 3 Holes - Left Extra Long
A920.268-D1	2.0 Light Plate - Contoured Anatomical Anchorage T 3 Holes - Right Short	A920.268-E1	2.0 Light Plate - Contoured Anatomical Anchorage T 3 Holes - Left Short
A920.268-D2	2.0 Light Plate - Contoured Anatomical Anchorage T 3 Holes - Right Medium	A920.268-E2	2.0 Light Plate - Contoured Anatomical Anchorage T 3 Holes - Left Medium
A920.268-D3	2.0 Light Plate - Contoured Anatomical Anchorage T 3 Holes - Right Long	A920.268-E3	2.0 Light Plate - Contoured Anatomical Anchorage T 3 Holes - Left Long
A920.268-D4	2.0 Light Plate - Contoured Anatomical Anchorage T 3 Holes - Right Extra Long	A920.268-E4	2.0 Light Plate - Contoured Anatomical Anchorage T 3 Holes - Left Extra Long
A920.368-D1	2.0 Thick Plate - Contoured Anatomical Anchorage T 3 Holes - Right Short	A920.368-E1	2.0 Thick Plate - Contoured Anatomical Anchorage T 3 Holes - Left Short
A920.368-D2	2.0 Thick Plate - Contoured Anatomical Anchorage T 3 Holes - Right Medium	A920.368-E2	2.0 Thick Plate - Contoured Anatomical Anchorage T 3 Holes - Left Medium
A920.368-D3	2.0 Thick Plate - Contoured Anatomical Anchorage T 3 Holes - Right Long	A920.368-E3	2.0 Thick Plate - Contoured Anatomical Anchorage T 3 Holes - Left Long
A920.368-D4	2.0 Thick Plate - Contoured Anatomical Anchorage T 3 Holes - Right Extra Long	A920.368-E4	2.0 Thick Plate - Contoured Anatomical Anchorage T 3 Holes - Left Extra Long





A920.169-D1	2.0 Standard Plate - Contoured Anatomical Wire-Lock Anchorage T 3 Holes - Right Short	A920.169-E1	2.0 Standard Plate - Contoured Anatomical Wire-Lock Anchorage T 3 Holes - Left Short
A920.169-D2	2.0 Standard Plate - Contoured Anatomical Wire-Lock Anchorage T 3 Holes - Right Medium	A920.169-E2	2.0 Standard Plate - Contoured Anatomical Wire-Lock Anchorage T 3 Holes - Left Medium
A920.169-D3	2.0 Standard Plate - Contoured Anatomical Wire-Lock Anchorage T 3 Holes - Right Long	A920.169-E3	2.0 Standard Plate - Contoured Anatomical Wire-Lock Anchorage T 3 Holes - Left Long
A920.169-D4	2.0 Standard Plate - Contoured Anatomical Wire-Lock Anchorage T 3 Holes - Right Extra Long	A920.169-E4	2.0 Standard Plate - Contoured Anatomical Wire-Lock Anchorage T 3 Holes - Left Extra Long
A920.269-D1	2.0 Light Plate - Contoured Anatomical Wire-Lock Anchorage T 3 Holes - Right Short	A920.269-E1	2.0 Light Plate - Contoured Anatomical Wire-Lock Anchorage T 3 Holes - Left Short

A920.269-D2	2.0 Light Plate - Contoured Anatomical Wire-Lock Anchorage T 3 Holes - Right Medium	A920.269-E2	2.0 Light Plate - Contoured Anatomical Wire-Lock Anchorage T 3 Holes - Left Medium
A920.269-D3	2.0 Light Plate - Contoured Anatomical Wire-Lock Anchorage T 3 Holes - Right Long	A920.269-E3	2.0 Light Plate - Contoured Anatomical Wire-Lock Anchorage T 3 Holes - Left Long
A920.269-D4	2.0 Light Plate - Contoured Anatomical Wire-Lock Anchorage T 3 Holes - Right Extra Long	A920.269-E4	2.0 Light Plate - Contoured Anatomical Wire-Lock Anchorage T 3 Holes - Left Extra Long
A920.369-D1	2.0 Thick Plate - Contoured Anatomical Wire-Lock Anchorage T 3 Holes - Right Short	A920.369-E1	2.0 Thick Plate - Contoured Anatomical Wire-Lock Anchorage T 3 Holes - Left Short
A920.369-D2	2.0 Thick Plate - Contoured Anatomical Wire-Lock Anchorage T 3 Holes - Right Medium	A920.369-E2	2.0 Thick Plate - Contoured Anatomical Wire-Lock Anchorage T 3 Holes - Left Medium
A920.369-D3	2.0 Thick Plate - Contoured Anatomical Wire-Lock Anchorage T 3 Holes - Right Long	A920.369-E3	2.0 Thick Plate - Contoured Anatomical Wire-Lock Anchorage T 3 Holes - Left Long
A920.369-D4	2.0 Thick Plate - Contoured Anatomical Wire-Lock Anchorage T 3 Holes - Right Extra Long	A920.369-E4	2.0 Thick Plate - Contoured Anatomical Wire-Lock Anchorage T 3 Holes - Left Extra Long

IMAGE	CODE	DESCRIPTION	IMAGE	CODE	DESCRIPTION
	A920.171-Q7A1-1	ANC 2.0 Standard Plate - TY 3 holes- 45° IE/ID Anterior with Wire Passer - Short		A920.172-Q8A1-1	ANC 2.0 Standard Plate - TY 3 holes- 30° SE/SD Anterior with Wire Passer - Short
	A920.171-Q7A1-2	ANC 2.0 Standard Plate - TY 3 holes- 45° IE/ID Anterior with Wire Passer - Medium		A920.172-Q8A1-2	ANC 2.0 Standard Plate - TY 3 holes- 30° SE/SD Anterior with Wire Passer - Medium
	A920.171-Q7A1-3	ANC 2.0 Standard Plate - TY 3 holes- 45° IE/ID Anterior with Wire Passer - Long		A920.172-Q8A1-3	ANC 2.0 Standard Plate - TY 3 holes- 30° SE/SD Anterior with Wire Passer - Long
	A920.171-Q7A1-4	ANC 2.0 Standard Plate - TY 3 holes- 45° IE/ID Anterior with Wire Passer - Extra Long		A920.172-Q8A1-4	ANC 2.0 Standard Plate - TY 3 holes- 30° SE/SD Anterior with Wire Passer - Extra Long
	A920.371-Q7A1-1	ANC 2.0 Thick Plate - TY 3 holes- 45° IE/ID Anterior with Wire Passer - Short		A920.372-Q8A1-1	ANC 2.0 Thick Plate - TY 3 holes- 30° SE/SD Anterior with Wire Passer - Short
	A920.371-Q7A1-2	ANC 2.0 Thick Plate - TY 3 holes- 45° IE/ID Anterior with Wire Passer - Medium		A920.372-Q8A1-2	ANC 2.0 Thick Plate - TY 3 holes- 30° SE/SD Anterior with Wire Passer - Medium
	A920.371-Q7A1-3	ANC 2.0 Thick Plate - TY 3 holes- 45° IE/ID Anterior with Wire Passer - Long		A920.372-Q8A1-3	ANC 2.0 Thick Plate - TY 3 holes- 30° SE/SD Anterior with Wire Passer - Long
	A920.371-Q7A1-4	ANC 2.0 Thick Plate - TY 3 holes- 45° IE/ID Anterior with Wire Passer - Extra Long		A920.372-Q8A1-4	ANC 2.0 Thick Plate - TY 3 holes- 30° SE/SD Anterior with Wire Passer - Extra Long
	A920.175-Q9P1-1	ANC 2.0 Standard Plate - T2 3 holes S/I/ED Posterior with Wire Passer - Short			
	A920.175-Q9P1-2	ANC 2.0 Standard Plate - T2 3 holes S/I/ED Posterior with Wire Passer - Medium			



A920.175-Q9P1-3	ANC 2.0 Standard Plate - T2 3 holes S/I/ED Posterior with Wire Passer - Long
A920.175-Q9P1-4	ANC 2.0 Standard Plate - T2 3 holes S/I/ED Posterior with Wire Passer - Extra Long
A920.375-Q9P1-1	ANC 2.0 Thick Plate - T2 3 holes S/I/ED Posterior with Wire Passer - Short
A920.375-Q9P1-2	ANC 2.0 Thick Plate - T2 3 holes S/I/ED Posterior with Wire Passer - Medium
A920.375-Q9P1-3	ANC 2.0 Thick Plate - T2 3 holes S/I/ED Posterior with Wire Passer - Long
A920.375-Q9P1-4	ANC 2.0 Thick Plate - T2 3 holes S/I/ED Posterior with Wire Passer - Extra Long

IMAGE	CODE	DESCRIPTION	CODE	DESCRIPTION
 	A920.170-Q5P1-1	ANC 2.0 Standard Plate - T 3 holes ID/SE Posterior with Wire Passer - Short	A920.170-Q6P1-1	ANC 2.0 Standard Plate - T 3 holes IE/SD Posterior with Wire Passer - Short
	A920.170-Q5P1-2	ANC 2.0 Standard Plate - T 3 holes ID/SE Posterior with Wire Passer - Medium	A920.170-Q6P1-2	ANC 2.0 Standard Plate - T 3 holes IE/SD Posterior with Wire Passer - Medium
	A920.170-Q5P1-3	ANC 2.0 Standard Plate - T 3 holes ID/SE Posterior with Wire Passer - Long	A920.170-Q6P1-3	ANC 2.0 Standard Plate - T 3 holes IE/SD Posterior with Wire Passer - Long
	A920.170-Q5P1-4	ANC 2.0 Standard Plate - T 3 holes ID/SE Posterior with Wire Passer - Extra Long	A920.170-Q6P1-4	ANC 2.0 Standard Plate - T 3 holes IE/SD Posterior with Wire Passer - Extra Long
	A920.370-Q5P1-1	ANC 2.0 Thick Plate - T 3 holes ID/SE Posterior with Wire Passer - Short	A920.370-Q6P1-1	ANC 2.0 Thick Plate - T 3 holes IE/SD Posterior with Wire Passer - Short
	A920.370-Q5P1-2	ANC 2.0 Thick Plate - T 3 holes ID/SE Posterior with Wire Passer - Medium	A920.370-Q6P1-2	ANC 2.0 Thick Plate - T 3 holes IE/SD Posterior with Wire Passer - Medium
	A920.370-Q5P1-3	ANC 2.0 Thick Plate - T 3 holes ID/SE Posterior with Wire Passer - Long	A920.370-Q6P1-3	ANC 2.0 Thick Plate - T 3 holes IE/SD Posterior with Wire Passer - Long
	A920.370-Q5P1-4	ANC 2.0 Thick Plate - T 3 holes ID/SE Posterior with Wire Passer - Extra Long	A920.370-Q6P1-4	ANC 2.0 Thick Plate - T 3 holes IE/SD Posterior with Wire Passer - Extra Long
 	A920.174-Q1A1-1	ANC 2.0 Standard Plate - YY 3 holes-30° SD Anterior with Wire Passer - Short	A920.174-Q2A1-1	ANC 2.0 Standard Plate - YY 3 holes-30° SE Anterior with Wire Passer - Short
	A920.174-Q1A1-2	ANC 2.0 Standard Plate - YY 3 holes-30° SD Anterior with Wire Passer - Medium	A920.174-Q2A1-2	ANC 2.0 Standard Plate - YY 3 holes-30° SE Anterior with Wire Passer - Medium
	A920.174-Q1A1-3	ANC 2.0 Standard Plate - YY 3 holes-30° SD Anterior with Wire Passer - Long	A920.174-Q2A1-3	ANC 2.0 Standard Plate - YY 3 holes-30° SE Anterior with Wire Passer - Long
	A920.174-Q1A1-4	ANC 2.0 Standard Plate - YY 3 holes-30° SD Anterior with Wire Passer - Extra Long	A920.174-Q2A1-4	ANC 2.0 Standard Plate - YY 3 holes-30° SE Anterior with Wire Passer - Extra Long
	A920.374-Q1A1-1	ANC 2.0 Thick Plate - YY 3 holes-30° SD Anterior with Wire Passer - Short	A920.374-Q2A1-1	ANC 2.0 Thick Plate - YY 3 holes-30° SE Anterior with Wire Passer - Short
	A920.374-Q1A1-2	ANC 2.0 Thick Plate - YY 3 holes-30° SD Anterior with Wire Passer - Medium	A920.374-Q2A1-2	ANC 2.0 Thick Plate - YY 3 holes-30° SE Anterior with Wire Passer - Medium
	A920.374-Q1A1-3	ANC 2.0 Thick Plate - YY 3 holes-30° SD Anterior with Wire Passer - Long	A920.374-Q2A1-3	ANC 2.0 Thick Plate - YY 3 holes-30° SE Anterior with Wire Passer - Long

	A920.374-Q1A1-4	ANC 2.0 Thick Plate - YY 3 holes-30° SD Anterior with Wire Passer - Extra Long	A920.374-Q2A1-4	ANC 2.0 Thick Plate - YY 3 holes-30° SE Anterior with Wire Passer - Extra Long

2.2. SCREWS

IMAGE	CODE	DESCRIPTION	CODE	DESCRIPTION
	A915.501-02	Self-Drilling Screw 1.5mm x 2.5	A915.501-11	Self-Drilling Screw 1.5mm x 11
	A915.501-03	Self-Drilling Screw 1.5mm x 3.5	A915.501-12	Self-Drilling Screw 1.5mm x 12
	A915.501-04	Self-Drilling Screw 1.5mm x 4	A915.501-13	Self-Drilling Screw 1.5mm x 13
	A915.501-05	Self-Drilling Screw 1.5mm x 5	A915.501-14	Self-Drilling Screw 1.5mm x 14
	A915.501-06	Self-Drilling Screw 1.5mm x 6	A915.501-15	Self-Drilling Screw 1.5mm x 15
	A915.501-07	Self-Drilling Screw 1.5mm x 7	A915.501-16	Self-Drilling Screw 1.5mm x 16
	A915.501-08	Self-Drilling Screw 1.5mm x 8	A915.501-17	Self-Drilling Screw 1.5mm x 17
	A915.501-09	Self-Drilling Screw 1.5mm x 9	A915.501-18	Self-Drilling Screw 1.5mm x 18
	A915.501-10	Self-Drilling Screw 1.5mm x 10	A915.501-19	Self-Drilling Screw 1.5mm x 19
	A915.502-02	Self-Tapping Screw 1.5mm x 2.5	A915.502-11	Self-Tapping Screw 1.5mm x 11
	A915.502-03	Self-Tapping Screw 1.5mm x 3.5	A915.502-12	Self-Tapping Screw 1.5mm x 12
	A915.502-04	Self-Tapping Screw 1.5mm x 04	A915.502-13	Self-Tapping Screw 1.5mm x 13
	A915.502-05	Self-Tapping Screw 1.5mm x 05	A915.502-14	Self-Tapping Screw 1.5mm x 14
	A915.502-06	Self-Tapping Screw 1.5mm x 06	A915.502-15	Self-Tapping Screw 1.5mm x 15
	A915.502-07	Self-Tapping Screw 1.5mm x 07	A915.502-16	Self-Tapping Screw 1.5mm x 16
	A915.502-08	Self-Tapping Screw 1.5mm x 08	A915.502-17	Self-Tapping Screw 1.5mm x 17
	A915.502-09	Self-Tapping Screw 1.5mm x 09	A915.502-18	Self-Tapping Screw 1.5mm x 18
	A915.502-10	Self-Tapping Screw 1.5mm x 10	A915.502-19	Self-Tapping Screw 1.5mm x 19
	A915.503-02	Self-Tapping Screw 1.8mm x 2.5	A915.503-11	Self-Tapping Screw 1.8mm x 11
	A915.503-03	Self-Tapping Screw 1.8mm x 3.5	A915.503-12	Self-Tapping Screw 1.8mm x 12
	A915.503-04	Self-Tapping Screw 1.8mm x 04	A915.503-13	Self-Tapping Screw 1.8mm x 13
	A915.503-05	Self-Tapping Screw 1.8mm x 05	A915.503-14	Self-Tapping Screw 1.8mm x 14
	A915.503-06	Self-Tapping Screw 1.8mm x 06	A915.503-15	Self-Tapping Screw 1.8mm x 15
	A915.503-07	Self-Tapping Screw 1.8mm x 07	A915.503-16	Self-Tapping Screw 1.8mm x 16
	A915.503-08	Self-Tapping Screw 1.8mm x 08	A915.503-17	Self-Tapping Screw 1.8mm x 17
	A915.503-09	Self-Tapping Screw 1.8mm x 09	A915.503-18	Self-Tapping Screw 1.8mm x 18
	A915.503-10	Self-Tapping Screw 1.8mm x 10	A915.503-19	Self-Tapping Screw 1.8mm x 19
	A920.501-03	Self-Drilling Screw 2.0mm x 03mm	A920.501-12	Self-Drilling Screw 2.0mm x 12mm
	A920.501-04	Self-Drilling Screw 2.0mm x 04mm	A920.501-13	Self-Drilling Screw 2.0mm x 13mm
	A920.501-05	Self-Drilling Screw 2.0mm x 05mm	A920.501-14	Self-Drilling Screw 2.0mm x 14mm
	A920.501-06	Self-Drilling Screw 2.0mm x 06mm	A920.501-15	Self-Drilling Screw 2.0mm x 15mm
	A920.501-07	Self-Drilling Screw 2.0mm x 07mm	A920.501-16	Self-Drilling Screw 2.0mm x 16mm
	A920.501-08	Self-Drilling Screw 2.0mm x 08mm	A920.501-17	Self-Drilling Screw 2.0mm x 17mm
	A920.501-09	Self-Drilling Screw 2.0mm x 09mm	A920.501-18	Self-Drilling Screw 2.0mm x 18mm

	A920.501-10	Self-Drilling Screw 2.0mm x 10mm	A920.501-19	Self-Drilling Screw 2.0mm x 19mm
	A920.501-11	Self-Drilling Screw 2.0mm x 11mm		
	A920.502-03	Self-Tapping Screw 2.0mm x 03	A920.502-12	Self-Tapping Screw 2.0mm x 12
	A920.502-04	Self-Tapping Screw 2.0mm x 04	A920.502-13	Self-Tapping Screw 2.0mm x 13
	A920.502-05	Self-Tapping Screw 2.0mm x 05	A920.502-14	Self-Tapping Screw 2.0mm x 14
	A920.502-06	Self-Tapping Screw 2.0mm x 06	A920.502-15	Self-Tapping Screw 2.0mm x 15
	A920.502-07	Self-Tapping Screw 2.0mm x 07	A920.502-16	Self-Tapping Screw 2.0mm x 16
	A920.502-08	Self-Tapping Screw 2.0mm x 08	A920.502-17	Self-Tapping Screw 2.0mm x 17
	A920.502-09	Self-Tapping Screw 2.0mm x 09	A920.502-18	Self-Tapping Screw 2.0mm x 18
	A920.502-10	Self-Tapping Screw 2.0mm x 10	A920.502-19	Self-Tapping Screw 2.0mm x 19
	A920.502-11	Self-Tapping Screw 2.0mm x 11		
	A920.503-03	Self-Tapping Screw 2.3mm x 03	A920.503-12	Self-Tapping Screw 2.3mm x 12
	A920.503-04	Self-Tapping Screw 2.3mm x 04	A920.503-13	Self-Tapping Screw 2.3mm x 13
	A920.503-05	Self-Tapping Screw 2.3mm x 05	A920.503-14	Self-Tapping Screw 2.3mm x 14
	A920.503-06	Self-Tapping Screw 2.3mm x 06	A920.503-15	Self-Tapping Screw 2.3mm x 15
	A920.503-07	Self-Tapping Screw 2.3mm x 07	A920.503-16	Self-Tapping Screw 2.3mm x 16
	A920.503-08	Self-Tapping Screw 2.3mm x 08	A920.503-17	Self-Tapping Screw 2.3mm x 17
	A920.503-09	Self-Tapping Screw 2.3mm x 09	A920.503-18	Self-Tapping Screw 2.3mm x 18
	A920.503-10	Self-Tapping Screw 2.3mm x 10	A920.503-19	Self-Tapping Screw 2.3mm x 19
	A920.503-11	Self-Tapping Screw 2.3mm x 11		

3. INDICATIONS FOR USE AND MECHANISM OF ACTION

The components of the MINI MICRO II SYSTEM – CPMH are indicated for skeletal anchorage, with applications in supporting orthodontic mechanics. Once implanted, the plate provides a stable, rigid anchorage point to enable the orthodontic mechanics desired by the surgeon. The selection criteria for the plate models depend on the condition of the bone tissue and the location of the anatomical site targeted for movement. The qualified professional is responsible for selecting the appropriate models to achieve the desired effect.

4. WARNINGS/PRECAUTIONS

- Before use, carefully examine the condition of the packaging, the information available on the product labeling and the condition of the device.
- Compliance with preoperative and postoperative procedures, proper understanding of the surgical technique, and correct selection and positioning of the implant are critical to the success of the surgery.
- Correct patient selection and follow-up are factors that influence the results, in particular: smoking, alcoholism, poor bone quality and muscle deficiency are factors that may significantly increase the incidence of failure and complications. This situation and its possible consequences must be explained to patients.

- Correct selection of the plate and screws is extremely important. The appropriate type, shape and size must be considered according to the patient. These data are obtained from preoperative planning, since the size and shape of human bones also place limitations on the size and strength of implants.

- All metallic implants are subject to repeated stress during use; therefore, the appropriate material/patient selection criteria must be followed; correct positioning of the implant and appropriate postoperative care are essential to minimize stress on the implant.
- Care must be taken to avoid placing an excessive load on the implant, as this may increase the risk of deformation, cracking and/or fracture of the implant due to metal fatigue, which will eventually lead to loosening before healing is achieved. This in turn may cause damage or the need for premature removal of the implant.
- **ATTENTION! NON-STERILE PRODUCT; STERILIZE BEFORE USE**
- Do not use the product if the packaging is damaged
- Do not use the product if it is damaged;
- Implant components from different manufacturers must not be used; **therefore we recommend that the products come from the same source.**
- Do not use if the labeling indicates a different model/reference
- CPMH recommends that the plates available in the MINI MICRO II SYSTEM be bent no more than 3 times (bend/unbend/bend).
- If the plate shows fracture or signs of weakness as a result of bending, do not use it. Discard it and use a new plate.
- The plates of the system must be bent before implantation. Do not bend after implantation due to the risks of breakage and injury.
- Prevent foreign materials, including glove powder, material particles and other surface contaminants, from coming into contact with the device during the procedure
- IMPLANTABLE PRODUCT – Do not reuse. Explanted devices must not be implanted again. Stress may lead to the development of microscopic imperfections and, even if the implant appears intact, may cause it to fail. The durability of these devices is affected by numerous biological, biomechanical and extrinsic factors, which limit their service life. Therefore, strict adherence to the indications, contraindications and precautions for this product is essential to maximize its service life.

- The implants must be handled with care, as scratches are likely to cause microcracks that may alter mechanical strength and corrosion resistance.
- The implants must be handled with care, as scratches are likely to cause microcracks that may alter mechanical strength and corrosion resistance.
- Preoperative planning makes it possible to determine the correct choice of plates and their positioning.
- Only the use of instrumentation specific to this implant ensures its satisfactory placement.

- If explantation is necessary, the decontamination and sterilization conditions of the instruments must be observed.
- Waste resulting from the procedure (packaging, explants...) must be treated as any other waste of biological origin by the healthcare facility.
- Correct selection of the instruments is critical to the success of the surgery.
- Strictly follow the surgical protocols
- Some problems may arise while implants and instruments are being handled. Carefully check the integrity of the implant: the surface of the components must not be stained, scratched or defective.

5. CONTRAINDICATIONS

MINI MICRO II SYSTEM – CPMH must not be used in patients with one or more of the following conditions:

- Infections or signs and symptoms of local or systemic infectious processes, or systemic conditions with increased susceptibility to infections, such as immunosuppression and/or conditions that impair the healing process, such as uncontrolled diabetes;
- Presence of qualitative and/or quantitative bone deficiency, a potential situation that may compromise the support/fixation of the implant;
- Poor tissue coverage in the operated area;
- Absence of sufficient bone segment for implantation of the system;
- Sensitivity to any of the components present in the prosthesis;
- Presence of disorders that prevent adherence to medical guidance;

6. ADVERSE EVENTS

Every surgical procedure presents risks and the possibility of complications. Some risks common to any surgical procedure are: infection, bleeding, anesthetic risk, among others. The surgeon in charge must make the patient aware of these risks. The following adverse events may also occur:

- Loosening, displacement or fracture of the components, resulting in implant failure
- Sensation of pain, discomfort or annoyance with the implant;
- Post-surgical infection;
- Undesirable side effects related to the placement technique: bone fractures and false passages, pain, surgical site infection, hematomas, vascular and nerve injuries.
- Undesirable side effects related to the use of the implant: infection, displacement of the implant that may cause migration, tissue reactions on contact with the implant.
- Correct selection of the instruments is critical to the success of the surgery.

- Strictly follow the surgical protocols. Care must be taken when handling the implants and/or instruments to avoid injury to the patient and/or the operating room staff.

In case of an adverse event, please contact CPMH by telephone (61) 3028-8883, by e-mail: qualidade@fixhealth.com.br, or on our website by filling in the Customer Service (SAC) form at the web address: SAC www.cpmh.com.br/sac. In addition, it must be reported to the health authority, ANVISA, through its online portal in the health surveillance notification area “NOTIVISA”, available on the website: www.gov.br/anvisa/pt-br.

7. STERILIZATION OF COMPONENTS

All models of the MINI MICRO II SYSTEM - CPMH are marketed non-sterile; therefore, the institution that will perform the surgery is responsible for their sterilization and must use regularly validated methods.

The product is supplied pre-cleaned in its original packaging. Before use, the packaging must be inspected to verify that there are no tears or damage. The product must only be unpacked before sterilization, in order to keep the surface finish and configuration intact, handling it as little as possible.

The components must be sterilized by moist heat, steam, before use (Autoclave).

The site where the product is sterilized must fulfill all technical sterilization requirements before subjecting the device to the sterilization process (biological and physical tests of the autoclave). It is the responsibility of the healthcare service to validate the sterilization process. The appropriate sterilization process parameters are provided by CPMH, as per the table below.
CPMH recommends steam sterilization in an Autoclave at the healthcare service (*ISO 17665-1: 2006 Sterilization of health care products – Moist heat – Part 1: Requirements for the development, validation and routine control of a sterilization process for medical devices*). The autoclave is equipment for sterilization by saturated steam under pressure. It is recommended that the following physical sterilization parameters be applied in autoclaves (saturated steam):

Cycle	Temperature	Exposure Time
Conventional (1 atm pressure)	121ºC (250ºF)	30 minutes
Conventional (1 atm pressure)	132ºC (270ºF)	15 minutes

Gravity	132ºC (270ºF)	45 minutes
High Vacuum	132ºC (270ºF)	7 minutes

Note: Timing must start when the heat in the sterilization chamber reaches the desired temperature. For further clarification, consult the instruction manual supplied with each autoclave.

The MINI MICRO II SYSTEM is for SINGLE USE, REPROCESSING PROHIBITED.

8. SURGICAL TECHNIQUE

It is the surgeon's responsibility to be familiar with the surgical techniques for implanting plates and screws intended for skeletal anchorage. For installation of the MINI MICRO II SYSTEM, CPMH suggests the following surgical technique, which must be adjusted according to the characteristics of each clinical case:

1. Local anesthesia.

2. Make the incision immediately beyond the mucogingival line, toward the alveolar mucosa, elevating the entire periosteal flap to allow visualization of the implantation site.



3. Contour the anchorage plates, if necessary, in order to provide better adaptation.

* CPMH recommends using the pliers available under ANVISA notification No. 80859840176 – Mini Micro I Instruments



4. Fixation of the plates with the screws

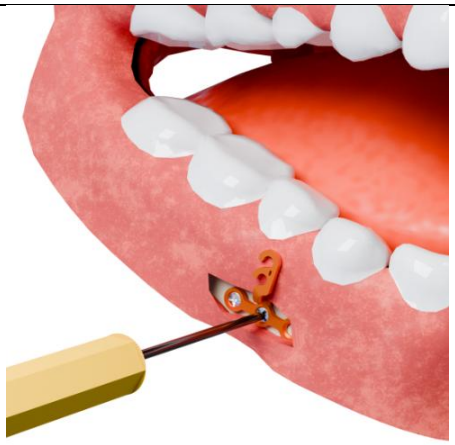

* CPMH recommends using the Hand Driver and Cruciform Connection instruments made by CPMH, given their compatibility with the screws. The instruments are regularized with ANVISA under the following notifications No. 80859840221, 80859840222, 80859849018, 80859849019, 80859849020

5. The hooks must remain exposed, at a height compatible with the subsequent use of wire or elastic for the anchorage to be performed.



6. Suture the exposed region.



Notes: While using the MINI MICRO II SYSTEM device, patients must be instructed to maintain good oral hygiene habits in order to avoid possible infections.

Persistent absence of bone healing may result in an excessive load being repeatedly applied to the implant, eventually leading to deformation, loosening or even fracture of the device. In the case of persistent absence of healing, or if the components begin to loosen, deform and/or break, the device must be revised and/or removed without delay, before serious damage occurs.

- Caution: implant supplied **NON-STERILE. STERILIZE** in accordance with the instructions recommended herein.

- Surgical techniques vary according to the surgeon's choice; the surgeon is responsible for the final choice of method, type and dimension of the products to be used, as well as the criteria for evaluating the results of the surgery.
- Handle the **MINI MICRO II SYSTEM - CPMH** exclusively in suitable environments, with due care and only by trained professionals.
- The **MINI MICRO II SYSTEM - CPMH** must be implanted in accordance with the requirements of the surgical techniques.

9. ACCESSORIES / SUPPORT MATERIALS

The surgical procedure for installing the system components must be performed using basic instruments suitable for this type of procedure, which may be selected at the surgeon's discretion and preference. The specific instruments, compatible with the product manufactured by CPMH, are listed below. CPMH recommends the use of the instruments listed below, due to their compatibility with the characteristics and dimensions of the plates and screws used in the component implantation procedure. The instruments listed are not part of the system or of the registration covered by these instructions for use and must be purchased separately.

DESCRIPTION	ANVISA REGISTRATION
Plate bending pliers (Mini Micro I Instruments)	80859840169
Hand Driver Medium Cruciform Connection	80859840221, 80859840222, 80859849018, 80859849019, 80859849020

The surgeon must carefully examine the instruments before use. Instruments showing signs of wear, soiling or loss of properties must not be used. The instruments must only be used after undergoing the sterilization process.

10. PATIENT INFORMATION

- Surgical procedures involve risks, and the patient must be informed and clear about the risks and benefits to which he or she will be subject;
- The patient must be informed of the need to report that he or she has a Metallic Implant made of titanium before undergoing Magnetic Resonance exams;
- The patient must be informed about the restrictions and care to be adopted after the surgery to install the system components.
- Any changes noticed by the patient must be reported immediately to the attending professional;

- The patient must understand the indications, contraindications, adverse effects and precautions, as well as the need for periodic follow-up by the attending physician and/or dentist;
- The patient must be informed of the existence of traceability of his or her implants and have free access to this information.

11. STORAGE, TRANSPORT AND HANDLING

- The product must be stored and transported at room temperature, in a clean, ventilated and dry place. It must not be exposed to sunlight, ionizing radiation, temperature extremes, or biological or particulate contamination;
- The product must remain stored in its original packaging, thus ensuring the integrity of the components, correct identification and traceability;
- Handling must be carried out with care to avoid drops, scratches or contamination.
- Do not use if the packaging is found to be breached or damaged;
- If any component of the system is dropped during surgery, compromising its sterilization, it must be discarded.

12. SHELF LIFE

The components of the Mini Micro II System are supplied non-sterile and have a shelf life of 5 years. The established shelf life counts from the date of manufacture.

13. TRACEABILITY

All system components are accompanied by three traceability labels, to be: affixed to the patient's clinical record; affixed to the fiscal documentation that generates the billing; and given to the patient. The surgeon must inform the patient of the existence of this traceability and provide the patient with free access to this information. In addition to the labels, the anchorage plates are laser-marked with the manufacturer's logo, product lot number, model code and implant material

14. DISPOSAL

The implants must be decontaminated before being returned to the manufacturer or disposed of. Decontamination of the removed implant must be performed as per the descriptive table below. For disposal, it is recommended that the implant be deformed, filed or cut so as to clearly identify it as unfit for use before being discarded as hospital waste in accordance with the rules of the local health authority and the procedures of the healthcare institution. These procedures will ensure that the product to be disposed of is rendered unusable so that it cannot be improperly reused.

Implants removed from patients because of suspected failure must be returned to CPMH duly cleaned and decontaminated for investigation of the causes of the failure that led to the removal.

CLEANING	DECONTAMINATION

Thorough rinsing with water, ethanol or 70 to 80% aqueous isopropanol, with subsequent ultrasonic treatment, or proteolytic enzyme or sodium hypochlorite solution (50 mg/L to 60 mg/L) or 3% hydrogen peroxide.	Steam autoclave

15. COMMERCIAL PRESENTATION.

The components of the MINI MICRO II SYSTEM CPMH are supplied NON-STERILE, individually packaged in polyethylene (LDPE) bags closed by heat sealing; each plate or screw receives individual packaging and a label. Each package holds 3 additional labels included for traceability purposes. The labeling states how to obtain the non-printed instructions for use, a digital version made available on the company's website.



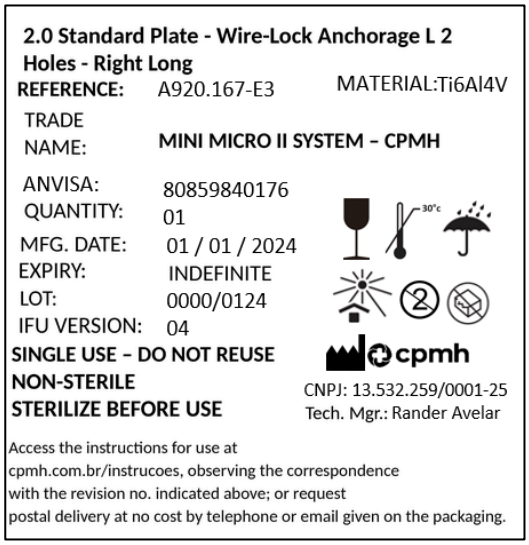

Anchorage Plate packaged in a polyethylene bag closed by heat sealing. Contains 3 traceability labels inside. The plate label is affixed to the back of the package.



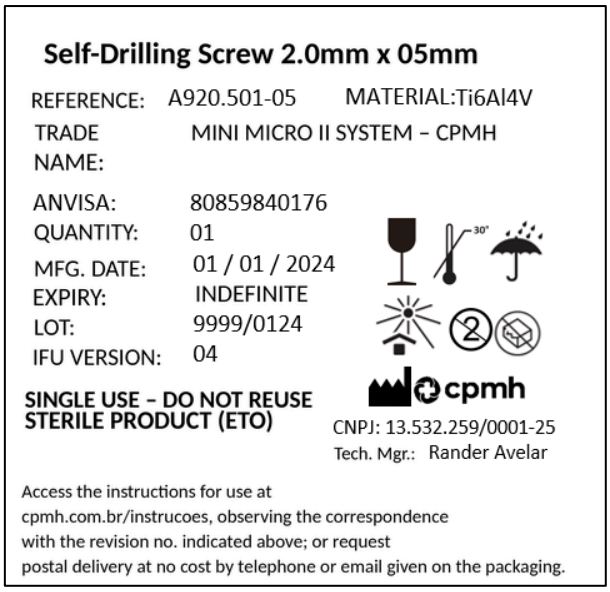

Fixation screw packaged in a transparent polyethylene bag closed by heat sealing. Contains 3 traceability labels inside. The screw label is affixed to the back of the package.

16. COMPLAINTS AND CUSTOMER SERVICE

Your experience and feedback are essential to us. Please contact our Customer Service by telephone +55 (61) 3028-8883, by e-mail qualidade@fixhealth.com.br or through the website available at: https://www.cpmh.com.br/sac to share your opinions, complaints or suggestions. In the event of adverse events, contact us immediately.

17. SYMBOLS

Symbol	Meaning	Symbol	Meaning
	**Manufacturer's Name**		**Caution - Fragile**
	**Temperature limit**		**Do not use if package is damaged**
	**Avoid direct exposure to sunlight**		**Do not reuse**
	**Keep protected from moisture**		

RANDER PEREIRA AVELAR:57649510115
Assinado de forma digital por RANDER PEREIRA AVELAR:57649510115
Dados: 2025.05.28 07:54:27 -03'00'